

Signify Classified - Internal
Cooper Lighting Solutions Photometric Lab
1121 Highway 74 South
Peachtree City, GA 30269



Scaled data based on original data using
LM-79-08 Approved Method: Electrical and Photometric Measurements of Solid-
State Lighting Products

Test Report Prepared for
Cooper Lighting Solutions
(formerly Eaton)

Brand: McGRAW-EDISON

Report Number: P438284

Luminaire Tested: **IST-SA1B-830-U-T2-HSS**

Issue Date: 12/10/2020

Test Information

Test Method: LM-79-08
Report Number: P438284
TEST IS SCALED FROM IESNA LM-79-08 TEST DATA (G3-2011-074-7)
Test Lab: INNOVATION CENTER
Issue Date: 12/10/2020
Manufacturer: COOPER LIGHTING SOLUTIONS (FORMERLY EATON)
Product Line: McGRAW-EDISON
Catalog Number: IST-SA1B-830-U-T2-HSS
Description: IMPACT ELITE LED TRAPEZOID LUMINAIRE
(1) 80 CRI, 3000K, 450mA LIGHTSQUARE WITH 16 LEDS AND TYPE II OPTICS WITH HOUSE SIDE SHIELD
Light Source: -
Ballast/Driver: ELECTRONIC DRIVER

Summary

Lumens per Lamp: N/A
Luminaire Lumens: 2037 lumens
Efficiency: N/A
Efficacy: 80.2 lumens/watt
Luminous Opening: Rectangular (W 0.5' x L: 0.5' x H: 0')
IES Classification: Type II - Medium
BUG Rating: B0 - U0 - G1

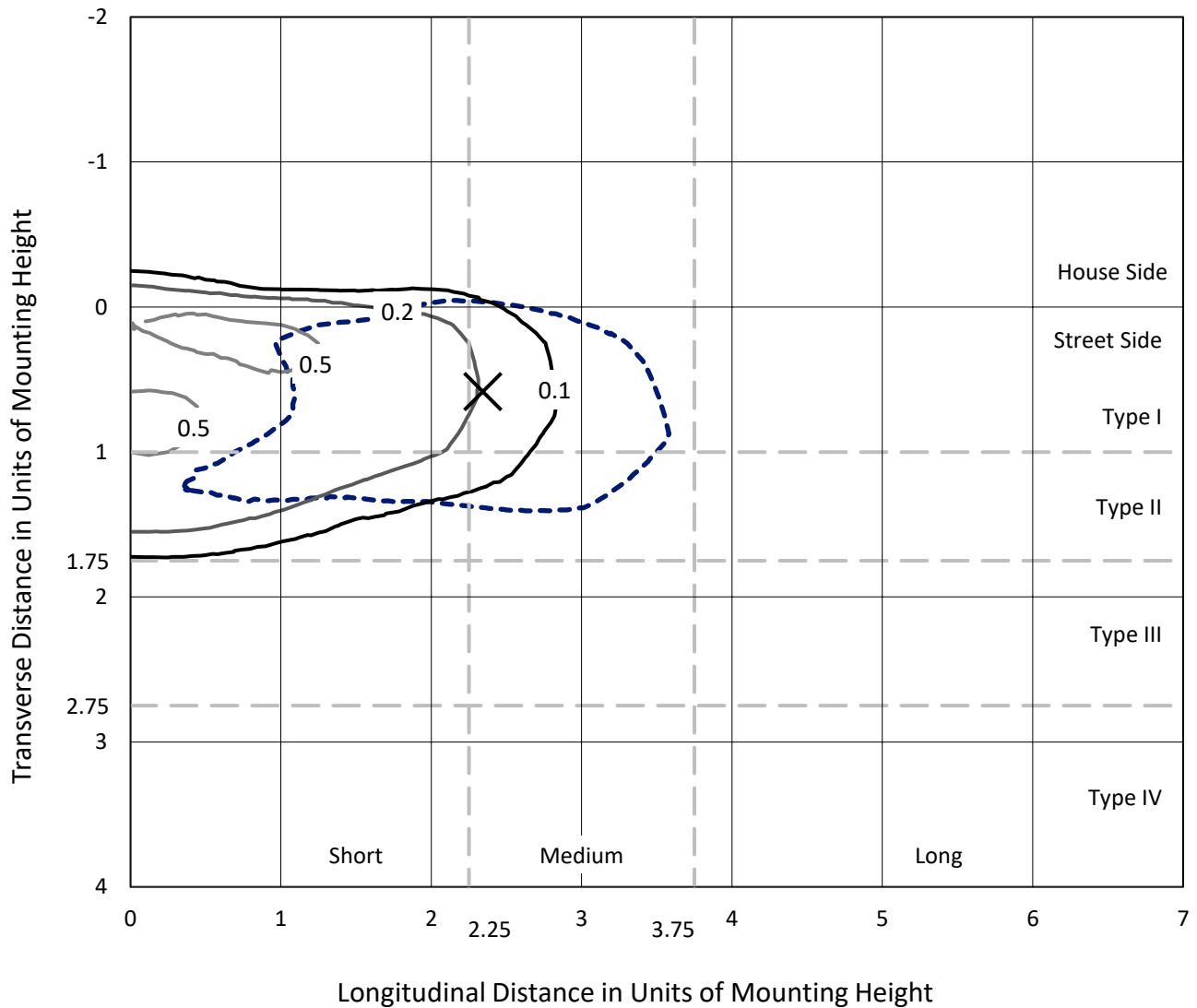
Input Watts (W): 25.4
Input Voltage (V): NR
Input Current (Ain): NR
Voltage Rise (V): NR
Power Factor: NR
Total Harmonic Distortion (THDi): NR
Frequency (hertz): 60
Stabilization Time: NR
Operation Time: NR
Ambient Temperature (°C): NR
Test Distance: 28.75 FT



REPORT NUMBER: P438284
 CATALOG NUMBER: IST-SA1B-830-U-T2-HSS

Iso-Footcandle Lines of Horizontal Illumination

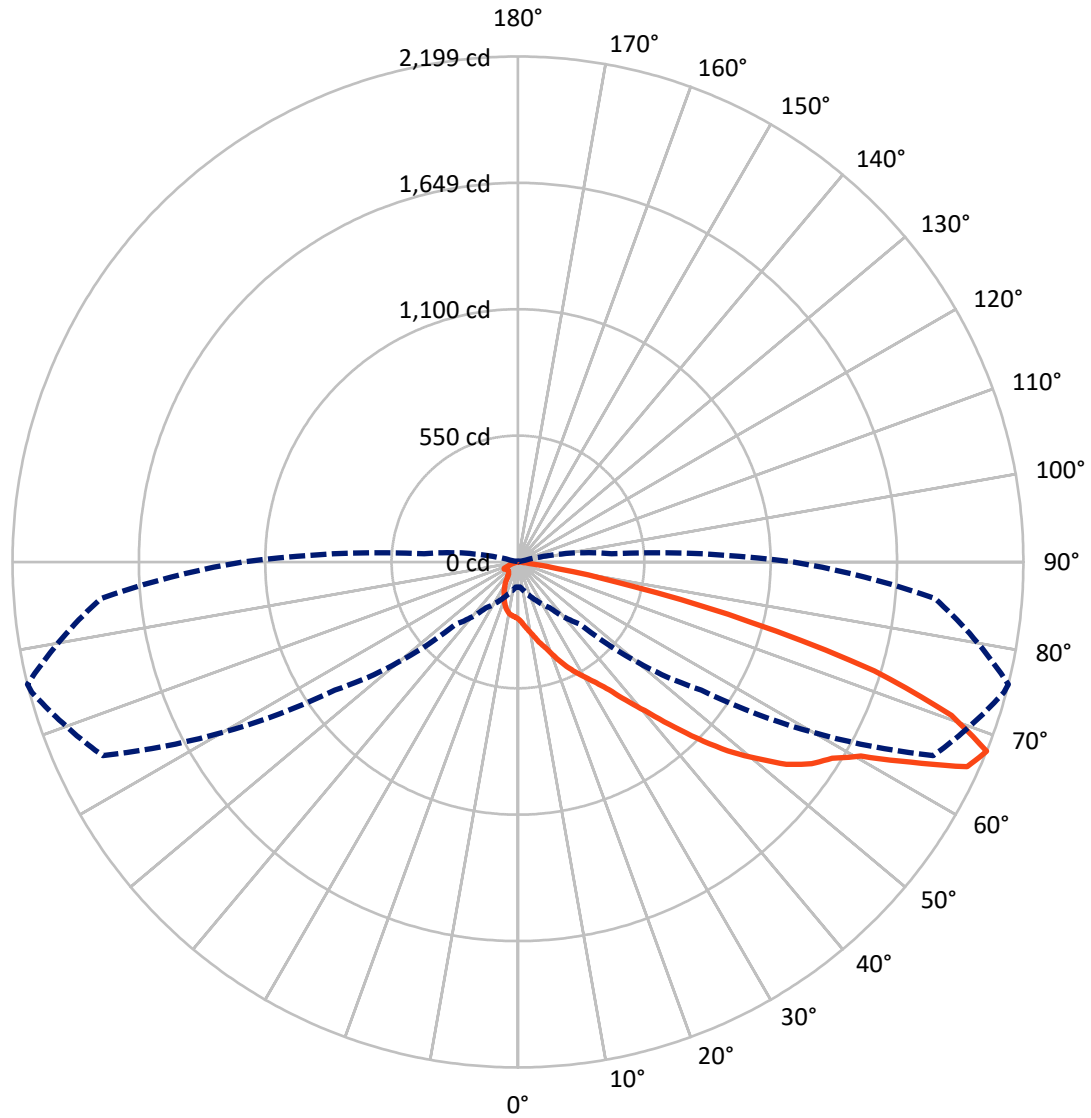
× Max cd
 - - - 1/2 Max cd



Based on 25 foot mounting height. Maximum calculated value = 0.6 fc
 Type II - Medium - N/A

REPORT NUMBER: P438284
CATALOG NUMBER: IST-SA1B-830-U-T2-HSS

Luminous Intensity Polar Plot



— Vertical Plane Through 76-Deg Lateral - - - Horizontal Cone Through 67.5-Deg Vertical

REPORT NUMBER: P438284

CATALOG NUMBER: IST-SA1B-830-U-T2-HSS

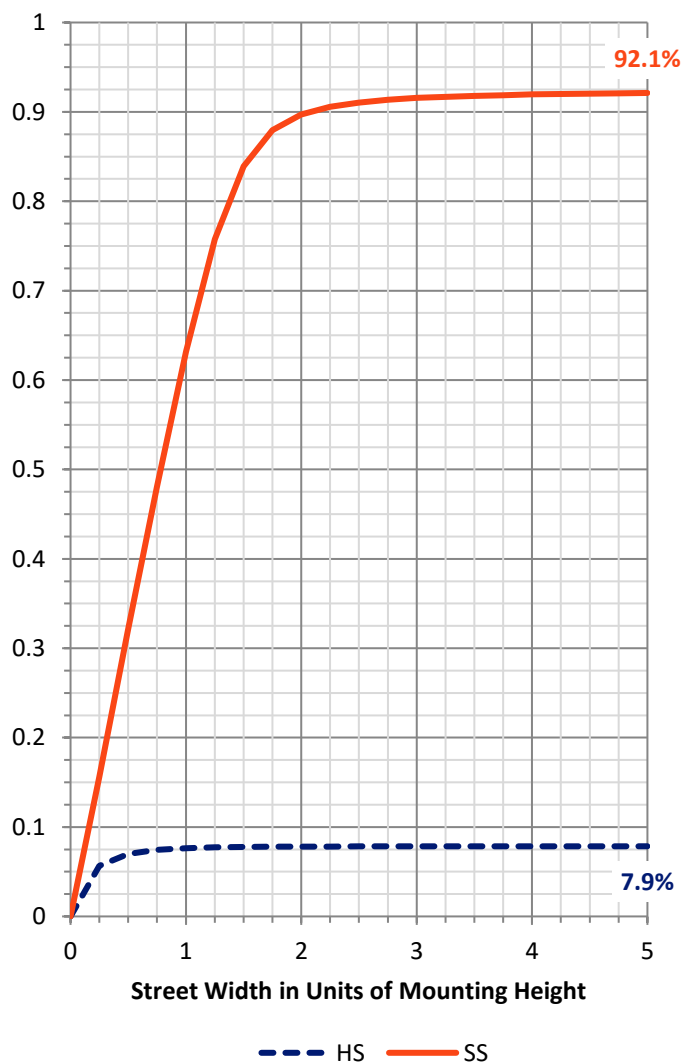
FLUX DISTRIBUTION:

		Downward	Upward	Total
House Side	Lumens	161.2	0.0	161.2
	% Fixture	7.9	0.0	7.9
Street Side	Lumens	1875.8	0.0	1875.8
	% Fixture	92.1	0.0	92.1
Total	Lumens	2037.0	0.0	2037.0
	% Fixture	100.0	0.0	100.0

ZONAL LUMENS:

Zone	Lumens	% Fixture
0°-10°	23.8	1.2
10°-20°	66.2	3.2
20°-30°	114.2	5.6
30°-40°	203.5	10.0
40°-50°	362.4	17.8
50°-60°	543.4	26.7
60°-70°	514.7	25.3
70°-80°	200.6	9.8
80°-90°	8.3	0.4
90°-100°	0.0	0.0
100°-110°	0.0	0.0
110°-120°	0.0	0.0
120°-130°	0.0	0.0
130°-140°	0.0	0.0
140°-150°	0.0	0.0
150°-160°	0.0	0.0
160°-170°	0.0	0.0
170°-180°	0.0	0.0
0°-90°	2037.0	100.0
0°-180°	2037.0	100.0

Coefficient of Utilization



REPORT NUMBER: P438284

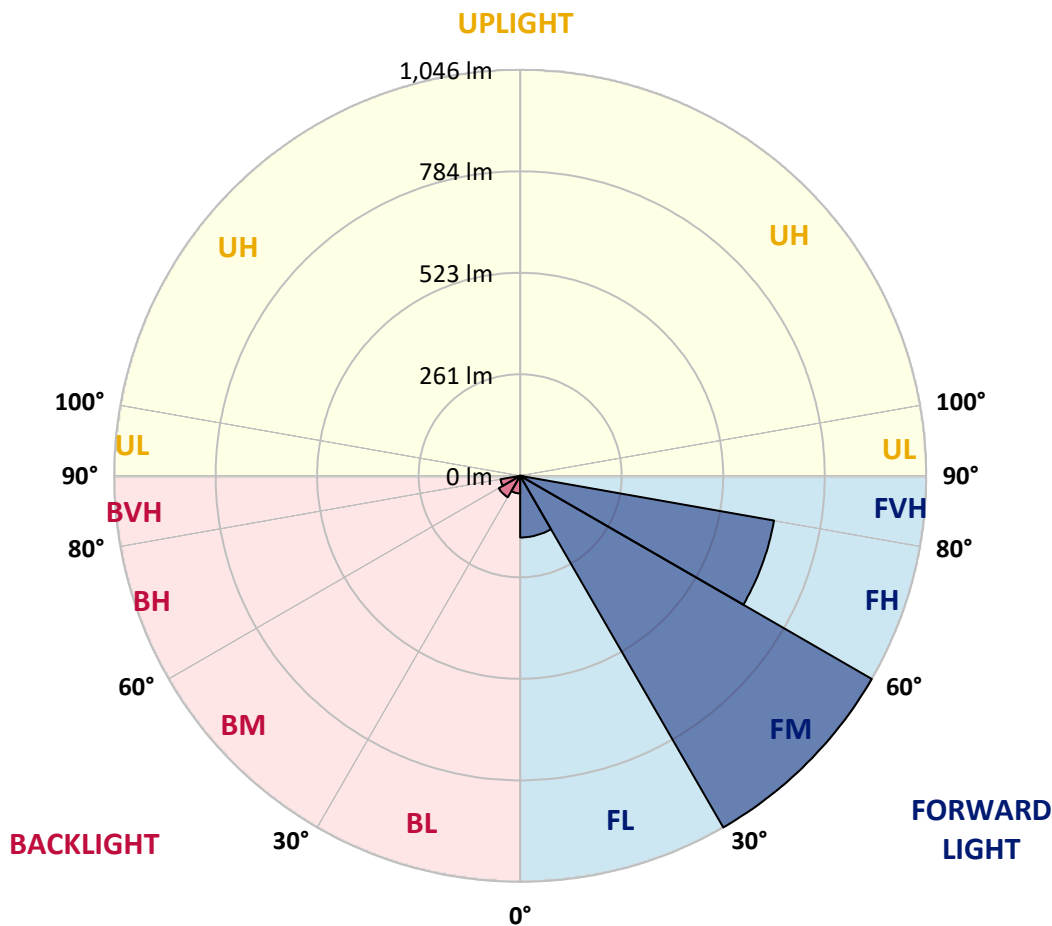
CATALOG NUMBER: IST-SA1B-830-U-T2-HSS

LUMINAIRE CLASSIFICATION SYSTEM LUMEN TABLE AND BUG RATING:

Zone	Lumens	% Fixture	Zone Rating/Lumen Limit		
			B	U	G
FL (0°-30°)	158.8	7.8			
FM (30°-60°)	1045.6	51.3			
FH (60°-80°)	663.8	32.6			G1/1800
FVH (80°-90°)	7.6	0.4			G0/10
BL (0°-30°)	45.4	2.2	B0/110		
BM (30°-60°)	63.6	3.1	B0/220		
BH (60°-80°)	51.5	2.5	B0/110		G0/110
BVH (80°-90°)	0.7	0.0			G0/10
UL (90°-100°)	0.0	0.0		U0/0	
UH (100°-180°)	0.0	0.0		U0/0	

BUG Rating: B0-U0-G1

Type II Medium





REPORT NUMBER: P438284
 CATALOG NUMBER: IST-SA1B-830-U-T2-HSS

CANDELA DISTRIBUTION (FULL):

	0°	5°	15°	25°	35°	45°	55°	65°	75°	76°	85°
0°	247.7	247.7	247.7	247.7	247.7	247.7	247.7	247.7	247.7	247.7	247.7
2.5°	293.5	290.6	288.7	287.7	285.8	280.1	275.3	266.8	259.2	259.2	254.4
5°	320.1	319.2	315.4	313.5	312.5	308.7	300.1	289.6	277.3	276.3	264.9
7.5°	327.8	328.7	328.7	330.6	331.6	329.7	322.0	312.5	296.3	294.4	277.3
10°	324.9	324.9	327.8	333.5	341.1	344.9	343.9	336.3	317.3	315.4	291.5
12.5°	314.4	316.3	321.1	330.6	344.9	356.3	363.0	360.1	341.1	339.2	310.6
15°	300.1	302.0	310.6	323.9	343.0	364.9	380.2	388.7	369.7	367.8	330.6
17.5°	280.1	282.0	291.5	311.6	338.2	368.7	398.3	415.4	399.2	393.5	351.6
20°	272.5	274.4	282.0	298.2	329.7	368.7	414.5	446.8	434.5	429.7	378.2
22.5°	303.0	302.0	295.4	297.3	321.1	365.9	426.8	485.9	476.4	469.7	406.8
25°	358.2	362.1	352.5	330.6	326.8	363.0	435.4	516.4	515.4	508.8	436.4
27.5°	422.1	424.0	413.5	390.6	359.2	368.7	444.9	546.9	551.7	545.9	459.2
30°	474.5	481.1	473.5	452.6	419.2	393.5	451.6	574.5	590.7	583.1	481.1
32.5°	549.7	552.6	545.0	514.5	480.2	441.1	464.0	598.3	633.6	626.9	506.9
35°	628.8	632.6	618.3	585.0	543.1	499.2	493.5	630.7	695.5	682.2	545.9
37.5°	699.3	703.1	696.5	655.5	614.5	567.8	545.9	674.6	770.8	762.2	594.5
40°	755.5	765.1	763.2	727.9	689.8	647.9	621.2	726.0	857.5	849.9	656.5
42.5°	812.7	819.4	815.6	789.8	763.2	737.4	704.1	797.5	969.0	965.1	733.6
45°	884.2	894.6	889.9	868.9	836.5	830.8	799.4	883.2	1101.4	1095.7	827.0
47.5°	989.9	999.4	991.8	963.2	926.1	915.6	888.9	980.4	1231.0	1228.1	919.4
50°	1047.1	1056.6	1076.6	1081.4	1056.6	1000.4	969.0	1072.8	1347.2	1342.4	1008.0
52.5°	1027.1	1035.7	1084.2	1130.0	1184.3	1136.6	1066.1	1172.9	1453.9	1462.5	1094.7
55°	941.3	952.8	1022.3	1095.7	1227.2	1291.0	1210.0	1286.2	1537.8	1550.1	1151.9
57.5°	767.9	781.3	870.8	984.2	1161.4	1330.1	1388.2	1442.5	1594.9	1611.1	1225.3
60°	460.2	481.1	573.6	724.1	969.9	1237.6	1514.9	1667.3	1706.4	1714.0	1381.5
62.5°	255.3	250.6	324.9	448.8	668.8	1005.2	1495.8	1940.8	1917.0	1917.0	1648.3
65°	153.4	158.2	196.3	266.8	388.7	663.1	1333.9	2109.4	2140.9	2147.5	1864.6
67.5°	108.6	109.6	137.2	182.9	243.0	382.1	972.8	1993.2	2189.5	2199.0	1821.7
70°	70.5	71.5	98.1	130.5	173.4	210.6	594.5	1642.6	2005.6	2000.8	1611.1
72.5°	42.9	44.8	61.9	96.2	133.4	119.1	320.1	1187.1	1589.2	1621.6	1264.3
75°	26.7	28.6	37.2	66.7	93.4	81.0	141.0	792.7	1025.2	1049.9	816.5
77.5°	15.2	17.1	23.8	38.1	66.7	56.2	66.7	416.4	496.4	512.6	327.8
80°	5.7	6.7	12.4	19.1	41.0	34.3	30.5	141.0	158.2	177.2	100.0
82.5°	1.0	1.9	5.7	11.4	16.2	16.2	13.3	42.9	43.8	46.7	26.7
85°	0.0	0.0	1.9	2.9	2.9	2.9	4.8	8.6	13.3	13.3	7.6
87.5°	0.0	0.0	0.0	0.0	1.0	1.0	1.0	1.9	1.9	1.9	1.9
90°	0.0	0.0	0.0	0.0	0.0	0.0	0.0	0.0	0.0	0.0	0.0



REPORT NUMBER: P438284
 CATALOG NUMBER: IST-SA1B-830-U-T2-HSS

CANDELA DISTRIBUTION (continued):

	90°	95°	105°	115°	125°	135°	145°	155°	165°	175°	180°
0°	247.7	247.7	247.7	247.7	247.7	247.7	247.7	247.7	247.7	247.7	247.7
2.5°	249.6	247.7	240.1	232.5	226.8	222.0	214.4	214.4	211.5	208.7	209.6
5°	256.3	250.6	236.3	222.0	208.7	196.3	185.8	181.0	174.4	172.5	171.5
7.5°	264.9	254.4	230.6	207.7	185.8	169.6	156.3	147.7	140.1	138.2	139.1
10°	275.3	260.1	223.9	188.6	162.0	142.0	126.7	120.0	111.5	108.6	105.8
12.5°	290.6	266.8	213.4	167.7	138.2	118.1	96.2	80.0	74.3	72.4	72.4
15°	303.0	270.6	200.1	147.7	118.1	86.7	68.6	65.7	64.8	64.8	64.8
17.5°	317.3	273.4	183.9	128.6	91.5	63.8	60.0	60.0	59.1	59.1	58.1
20°	332.5	274.4	166.7	111.5	64.8	57.2	54.3	53.4	51.4	50.5	50.5
22.5°	349.7	273.4	147.7	91.5	57.2	52.4	47.6	45.7	43.8	41.9	41.9
25°	364.0	271.5	130.5	65.7	52.4	45.7	41.0	38.1	36.2	35.3	34.3
27.5°	376.3	261.1	113.4	56.2	47.6	41.0	35.3	32.4	30.5	29.5	29.5
30°	377.3	243.9	99.1	52.4	43.8	36.2	30.5	28.6	27.6	26.7	26.7
32.5°	383.0	226.8	83.8	49.5	39.1	32.4	27.6	25.7	23.8	23.8	23.8
35°	394.4	211.5	64.8	44.8	35.3	28.6	24.8	22.9	21.9	21.0	21.0
37.5°	412.5	201.0	53.4	41.0	32.4	25.7	22.9	21.0	20.0	19.1	19.1
40°	436.4	195.3	48.6	37.2	28.6	23.8	21.0	19.1	17.1	16.2	16.2
42.5°	477.3	195.3	44.8	33.3	25.7	21.9	19.1	17.1	15.2	14.3	14.3
45°	525.0	202.9	41.9	29.5	22.9	20.0	17.1	14.3	12.4	11.4	11.4
47.5°	577.4	217.2	39.1	26.7	21.0	18.1	15.2	11.4	9.5	8.6	8.6
50°	638.4	238.2	37.2	23.8	19.1	16.2	12.4	8.6	7.6	6.7	6.7
52.5°	689.8	259.2	34.3	21.9	17.1	14.3	9.5	7.6	5.7	5.7	5.7
55°	738.4	282.0	32.4	20.0	16.2	11.4	7.6	5.7	4.8	4.8	4.8
57.5°	803.2	310.6	29.5	18.1	13.3	8.6	6.7	4.8	3.8	3.8	3.8
60°	935.6	374.4	25.7	16.2	11.4	7.6	5.7	4.8	3.8	2.9	2.9
62.5°	1150.9	478.3	21.9	14.3	8.6	6.7	4.8	3.8	2.9	1.9	1.9
65°	1287.2	504.0	18.1	11.4	6.7	4.8	3.8	2.9	1.9	1.0	1.0
67.5°	1199.5	409.7	14.3	8.6	5.7	3.8	2.9	1.9	1.0	0.0	0.0
70°	1012.8	309.6	10.5	5.7	4.8	2.9	1.9	1.0	0.0	0.0	0.0
72.5°	800.3	235.3	9.5	4.8	3.8	1.9	1.9	1.0	0.0	0.0	0.0
75°	525.0	121.0	7.6	4.8	2.9	1.9	1.0	1.0	0.0	0.0	0.0
77.5°	206.7	45.7	5.7	3.8	2.9	1.9	1.0	1.0	0.0	0.0	0.0
80°	56.2	15.2	2.9	1.9	1.9	1.0	1.0	1.0	0.0	0.0	0.0
82.5°	14.3	6.7	1.9	1.9	1.0	1.0	1.0	1.0	0.0	0.0	0.0
85°	4.8	1.9	1.9	1.0	1.0	1.0	0.0	0.0	0.0	0.0	0.0
87.5°	1.9	1.9	1.9	1.0	1.0	1.0	0.0	0.0	0.0	0.0	0.0
90°	0.0	0.0	0.0	0.0	0.0	0.0	0.0	0.0	0.0	0.0	0.0

Cooper Lighting Solutions Photometric Lab
1121 Highway 74 South
Peachtree City, GA 30269



LM-79-2019: Approved Method: Electrical and Photometric Measurements of Solid-State Lighting Products

Report Prepared for

Cooper Lighting Solutions

MCGRAW EDISON

Report Number: SP1-2408-195-9

Test Date: 08/07/2024

Luminaire Tested: GALN-SB1A-830-U-5WQ

Data in this report applies to families of products including GALN-SB1A-830-U-5WQ.

Test Information

Test Method: LM-79-2019
 Report Number: SP1-2408-195-9
 Test Lab: COOPER LIGHTING SOLUTIONS
 Photometer: SP1 - 76IN SPHERE
 Measurement Geometry: 4π
 Issue Date: 08/07/2024
 Manufacturer: COOPER LIGHTING SOLUTIONS
 Product Line: MCGRAW EDISON
 Catalog Number: **GALN-SB1A-830-U-5WQ**
 Description: GALLEON AREA AND ROADWAY LUMINAIRE. (1) 80 CRI, 3000K, 350MA HIGH DENSITY LIGHTSQUARE WITH 26 LEDS AND TYPE V WIDE OPTICS

Spectral Parameters

CCT (K): 3050
 CIE u': 0.2476
 CIE v': 0.5251
 Duv: 0.0034
 CIE x: 0.4383
 CIE y: 0.4131
 CIE z: 0.1487
 Peak Wavelength (nm): 603
 Dominant Wavelength (nm): 581
 Purity: 55.55201
 Rf: 81.5
 Rg: 99.2

CRI (Ra):	81.0		
R1:	79.6	R9:	7.1
R2:	85.6	R10:	67.0
R3:	92.0	R11:	82.7
R4:	82.6	R12:	63.2
R5:	78.9	R13:	80.3
R6:	81.7	R14:	95.0
R7:	85.2	R15:	71.7
R8:	62.0		



Test Conditions

Stabilization Time: 20M
 Operation Time: 1H 20M
 Sphere Temperature (°C): 24.2

REPORT NUMBER: SP1-2408-195-9

Measurement and Test Equipment			
Instrument	Identification Number	Calibration Date	Calibration Due Date
Photometer	IN0058	6/18/2024	12/18/2024
Power Meter	INXT2011004	2/8/2024	2/8/2025
AC Power Source	IN0063	10/24/2023	10/24/2024
DC Power Source	IN0208	10/24/2023	10/24/2024
Sphere Thermometer	IN0085	10/24/2023	10/24/2024
Room Thermometer	IN0046	10/24/2023	10/24/2024

REPORT NUMBER: SP1-2408-195-9

CIE 1931 Chromaticity Diagram



CIE 1931 Chromaticity Diagram with 2017 ANSI 7-Step and 4-Step Quadrangles



CCT = 3050K
 CIE x = 0.4383
 CIE y = 0.4131
 Duv = 0.0034

Point lies inside the ANSI 3000K 4-step quadrangle

REPORT NUMBER: SP1-2408-195-9

Photopic Flux vs. Wavelength



Photopic Lumens: NR

λ (nm)	Power W [^] /nm	Lumens (ϕ /nm)	λ (nm)	Power W [^] /nm	Lumens (ϕ /nm)	λ (nm)	Power W [^] /nm	Lumens (ϕ /nm)	λ (nm)	Power W [^] /nm	Lumens (ϕ /nm)	λ (nm)	Power W [^] /nm	Lumens (ϕ /nm)
360	0	NR	490	168	NR	620	940	NR	750	35	NR	880	1	NR
365	0	NR	495	233	NR	625	897	NR	755	30	NR	885	1	NR
370	0	NR	500	300	NR	630	847	NR	760	26	NR	890	1	NR
375	0	NR	505	372	NR	635	790	NR	765	22	NR	895	1	NR
380	0	NR	510	430	NR	640	730	NR	770	19	NR	900	1	NR
385	0	NR	515	483	NR	645	668	NR	775	16	NR	905	1	NR
390	0	NR	520	524	NR	650	605	NR	780	14	NR	910	0	NR
395	2	NR	525	555	NR	655	545	NR	785	12	NR	915	0	NR
400	4	NR	530	581	NR	660	485	NR	790	10	NR	920	0	NR
405	7	NR	535	604	NR	665	430	NR	795	9	NR	925	0	NR
410	17	NR	540	623	NR	670	378	NR	800	8	NR	930	0	NR
415	34	NR	545	645	NR	675	331	NR	805	7	NR	935	0	NR
420	68	NR	550	667	NR	680	290	NR	810	6	NR	940	0	NR
425	128	NR	555	693	NR	685	251	NR	815	5	NR	945	0	NR
430	214	NR	560	719	NR	690	218	NR	820	4	NR	950	0	NR
435	339	NR	565	754	NR	695	188	NR	825	4	NR	955	0	NR
440	507	NR	570	791	NR	700	162	NR	830	3	NR	960	0	NR
445	573	NR	575	830	NR	705	139	NR	835	3	NR	965	0	NR
450	356	NR	580	873	NR	710	119	NR	840	3	NR	970	0	NR
455	217	NR	585	913	NR	715	102	NR	845	2	NR	975	0	NR
460	168	NR	590	948	NR	720	88	NR	850	2	NR	980	0	NR
465	113	NR	595	974	NR	725	76	NR	855	2	NR	985	0	NR
470	85	NR	600	994	NR	730	65	NR	860	1	NR	990	0	NR
475	85	NR	605	998	NR	735	55	NR	865	1	NR	995	0	NR
480	94	NR	610	994	NR	740	47	NR	870	1	NR	1000	0	NR
485	120	NR	615	973	NR	745	41	NR	875	1	NR			

REPORT NUMBER: SP1-2408-195-9

Scotopic Flux vs. Wavelength



Scotopic Lumens: NR

S/P: 1.27

λ (nm)	Power W [^] /nm	Lumens (φ/nm)	λ (nm)	Power W [^] /nm	Lumens (φ/nm)	λ (nm)	Power W [^] /nm	Lumens (φ/nm)	λ (nm)	Power W [^] /nm	Lumens (φ/nm)	λ (nm)	Power W [^] /nm	Lumens (φ/nm)
360	0	NR	490	168	NR	620	940	NR	750	35	NR	880	1	NR
365	0	NR	495	233	NR	625	897	NR	755	30	NR	885	1	NR
370	0	NR	500	300	NR	630	847	NR	760	26	NR	890	1	NR
375	0	NR	505	372	NR	635	790	NR	765	22	NR	895	1	NR
380	0	NR	510	430	NR	640	730	NR	770	19	NR	900	1	NR
385	0	NR	515	483	NR	645	668	NR	775	16	NR	905	1	NR
390	0	NR	520	524	NR	650	605	NR	780	14	NR	910	0	NR
395	2	NR	525	555	NR	655	545	NR	785	12	NR	915	0	NR
400	4	NR	530	581	NR	660	485	NR	790	10	NR	920	0	NR
405	7	NR	535	604	NR	665	430	NR	795	9	NR	925	0	NR
410	17	NR	540	623	NR	670	378	NR	800	8	NR	930	0	NR
415	34	NR	545	645	NR	675	331	NR	805	7	NR	935	0	NR
420	68	NR	550	667	NR	680	290	NR	810	6	NR	940	0	NR
425	128	NR	555	693	NR	685	251	NR	815	5	NR	945	0	NR
430	214	NR	560	719	NR	690	218	NR	820	4	NR	950	0	NR
435	339	NR	565	754	NR	695	188	NR	825	4	NR	955	0	NR
440	507	NR	570	791	NR	700	162	NR	830	3	NR	960	0	NR
445	573	NR	575	830	NR	705	139	NR	835	3	NR	965	0	NR
450	356	NR	580	873	NR	710	119	NR	840	3	NR	970	0	NR
455	217	NR	585	913	NR	715	102	NR	845	2	NR	975	0	NR
460	168	NR	590	948	NR	720	88	NR	850	2	NR	980	0	NR
465	113	NR	595	974	NR	725	76	NR	855	2	NR	985	0	NR
470	85	NR	600	994	NR	730	65	NR	860	1	NR	990	0	NR
475	85	NR	605	998	NR	735	55	NR	865	1	NR	995	0	NR
480	94	NR	610	994	NR	740	47	NR	870	1	NR	1000	0	NR
485	120	NR	615	973	NR	745	41	NR	875	1	NR			

REPORT NUMBER: SP1-2408-195-9

Melanopic Flux vs. Wavelength



Melanopic Lumens: NR

M/P: 2.32

λ (nm)	Power W [^] /nm	Lumens (φ/nm)	λ (nm)	Power W [^] /nm	Lumens (φ/nm)	λ (nm)	Power W [^] /nm	Lumens (φ/nm)	λ (nm)	Power W [^] /nm	Lumens (φ/nm)	λ (nm)	Power W [^] /nm	Lumens (φ/nm)
360	0	NR	490	168	NR	620	940	NR	750	35	NR	880	1	NR
365	0	NR	495	233	NR	625	897	NR	755	30	NR	885	1	NR
370	0	NR	500	300	NR	630	847	NR	760	26	NR	890	1	NR
375	0	NR	505	372	NR	635	790	NR	765	22	NR	895	1	NR
380	0	NR	510	430	NR	640	730	NR	770	19	NR	900	1	NR
385	0	NR	515	483	NR	645	668	NR	775	16	NR	905	1	NR
390	0	NR	520	524	NR	650	605	NR	780	14	NR	910	0	NR
395	2	NR	525	555	NR	655	545	NR	785	12	NR	915	0	NR
400	4	NR	530	581	NR	660	485	NR	790	10	NR	920	0	NR
405	7	NR	535	604	NR	665	430	NR	795	9	NR	925	0	NR
410	17	NR	540	623	NR	670	378	NR	800	8	NR	930	0	NR
415	34	NR	545	645	NR	675	331	NR	805	7	NR	935	0	NR
420	68	NR	550	667	NR	680	290	NR	810	6	NR	940	0	NR
425	128	NR	555	693	NR	685	251	NR	815	5	NR	945	0	NR
430	214	NR	560	719	NR	690	218	NR	820	4	NR	950	0	NR
435	339	NR	565	754	NR	695	188	NR	825	4	NR	955	0	NR
440	507	NR	570	791	NR	700	162	NR	830	3	NR	960	0	NR
445	573	NR	575	830	NR	705	139	NR	835	3	NR	965	0	NR
450	356	NR	580	873	NR	710	119	NR	840	3	NR	970	0	NR
455	217	NR	585	913	NR	715	102	NR	845	2	NR	975	0	NR
460	168	NR	590	948	NR	720	88	NR	850	2	NR	980	0	NR
465	113	NR	595	974	NR	725	76	NR	855	2	NR	985	0	NR
470	85	NR	600	994	NR	730	65	NR	860	1	NR	990	0	NR
475	85	NR	605	998	NR	735	55	NR	865	1	NR	995	0	NR
480	94	NR	610	994	NR	740	47	NR	870	1	NR	1000	0	NR
485	120	NR	615	973	NR	745	41	NR	875	1	NR			

Summary

$R_f = 81.5$
 $R_g = 99.2$
 $CIE R_a = 81.0$
 $R_9 = 7.1$



Color Vector Graphics

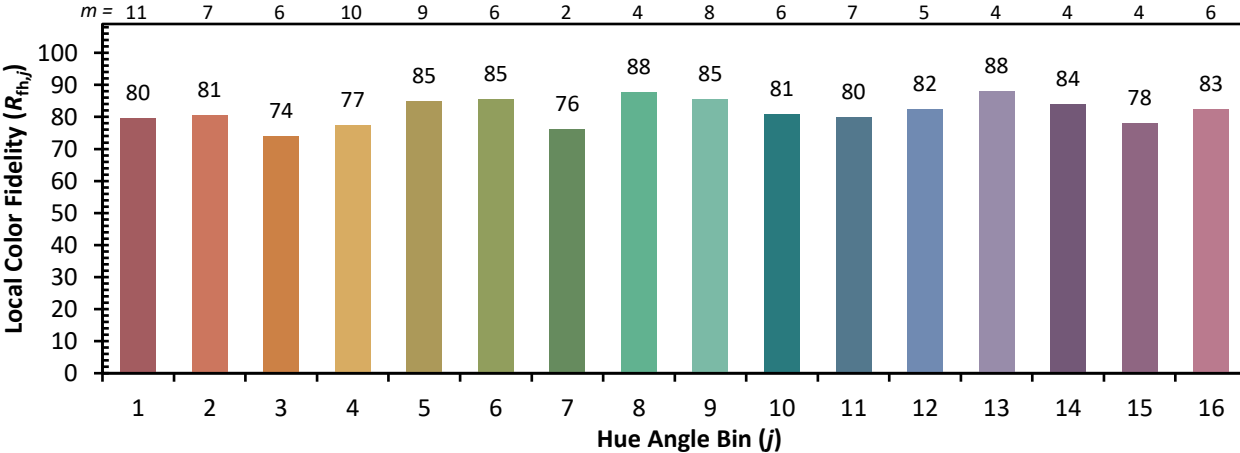


Individual Sample Fidelity Index ($R_{f,i}$)

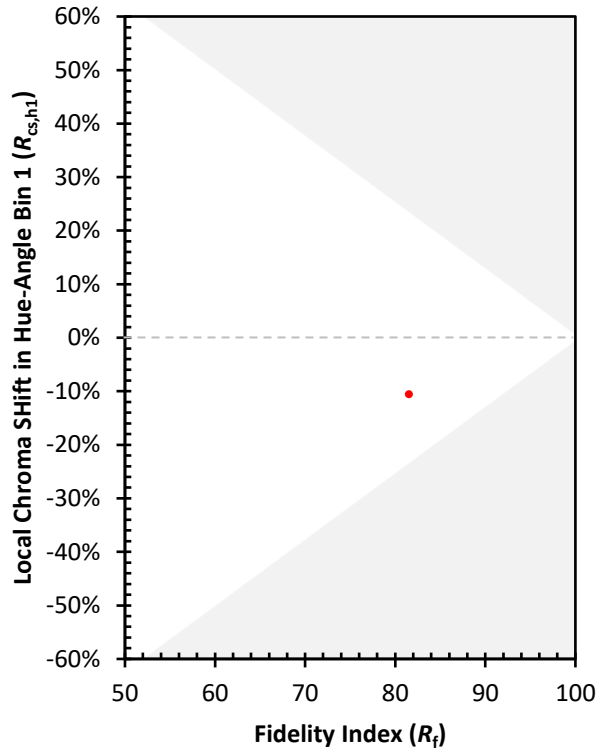
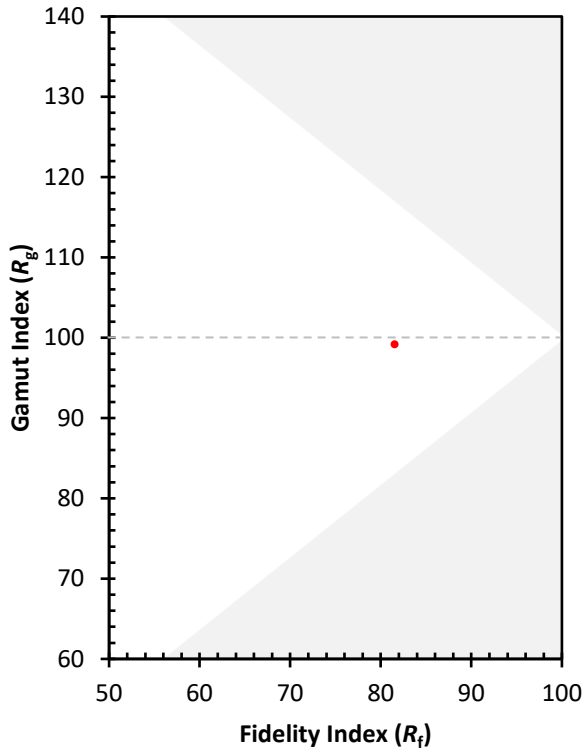
CES01 = 86	CES26 = 74	CES51 = 89	CES76 = 70
CES02 = 63	CES27 = 88	CES52 = 92	CES77 = 86
CES03 = 31	CES28 = 89	CES53 = 81	CES78 = 72
CES04 = 70	CES29 = 67	CES54 = 87	CES79 = 90
CES05 = 50	CES30 = 68	CES55 = 85	CES80 = 88
CES06 = 51	CES31 = 71	CES56 = 78	CES81 = 78
CES07 = 42	CES32 = 70	CES57 = 76	CES82 = 95
CES08 = 41	CES33 = 71	CES58 = 78	CES83 = 90
CES09 = 29	CES34 = 82	CES59 = 92	CES84 = 94
CES10 = 76	CES35 = 90	CES60 = 95	CES85 = 86
CES11 = 59	CES36 = 93	CES61 = 93	CES86 = 72
CES12 = 65	CES37 = 87	CES62 = 83	CES87 = 85
CES13 = 43	CES38 = 75	CES63 = 77	CES88 = 83
CES14 = 74	CES39 = 94	CES64 = 83	CES89 = 75
CES15 = 71	CES40 = 89	CES65 = 77	CES90 = 81
CES16 = 47	CES41 = 85	CES66 = 80	CES91 = 96
CES17 = 50	CES42 = 86	CES67 = 79	CES92 = 73
CES18 = 56	CES43 = 81	CES68 = 84	CES93 = 84
CES19 = 72	CES44 = 99	CES69 = 91	CES94 = 64
CES20 = 66	CES45 = 87	CES70 = 78	CES95 = 80
CES21 = 87	CES46 = 82	CES71 = 76	CES96 = 84
CES22 = 79	CES47 = 77	CES72 = 92	CES97 = 87
CES23 = 92	CES48 = 71	CES73 = 71	CES98 = 81
CES24 = 91	CES49 = 81	CES74 = 93	CES99 = 74
CES25 = 72	CES50 = 89	CES75 = 74	



Color Rendition by Hue-Angle Bin



Measure Comparisons



(END OF REPORT)